

Installation and Instruction Manual

HYTRONIK®

IP65 HIGH BAY DUAL SENSE SENSOR with Bluetooth® 5.0 SIG Mesh

HIM98

1. Technical Specifications

Product type	Tri-level control & Daylight Harvest, 0/1-10V Dimmable
Transmission power	4 dBm
Operation frequency	2.4 GHz - 2.483 GHz
Range(Typical power)	10-30m
Protocol	Bluetooth® 5.0 SIG Mesh
Operating voltage	220-240VAC 50/60Hz
Load ratings	
Capacitive	800VA
Resistive	1000W
Stand-by power	< 1.5 W
Detection angle	360°
	Max installation height: 15m (forklift/12m (human))
	Max detection range:
	HF: Ø = 24m (forklift)/14m (human)
	PIR: Ø = 24m (forklift)/20m (human)
Detection area (Max.)*	
Warming up	20s
Operating temperature	-20°C ~ +50°C
IP rating	IP65
Sensor mode	HF, PIR, HF+PIR, HF / PIR

2. Download the App

Free App for set-up and commissioning


Bluetooth® 5.0 SIG mesh



Smartphone app for both iOS & Android platform



Koolmesh Pro app for iPad



Web app/platform: www.iot.koolmesh.com

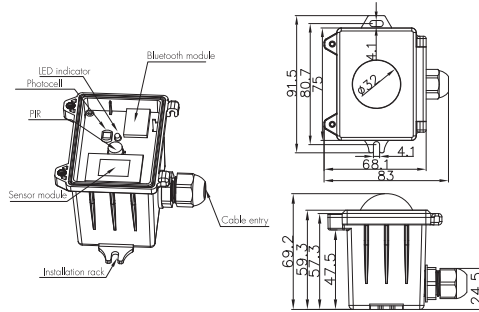
3. Installation

⚠ Warnings:

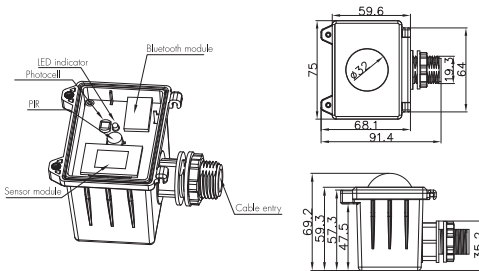
1. Installation of the sensor involves connecting it to the mains supply. This work must be carried out by a specialist in accordance with electrotechnical regulations.
2. Disconnect power supply before installing.

3.1 Installation methods (Using Lens1 as an example)

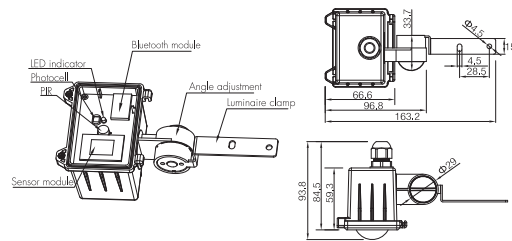
A. Ceiling mount (HIM98-A)



B. Screw to the Luminaire by conduit (HIM98-B)



C. Attach to the shade by clamp (HIM98-C)

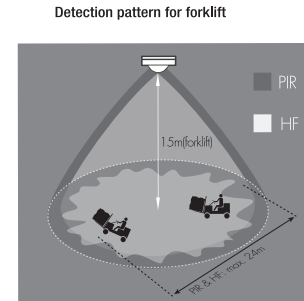
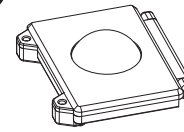


Note: We recommend the mounting distance between sensor to sensor should be more than 2m to prevent sensors from false-triggering.

3.2 Lens options and detection patterns (End user can choose the suitable lens in real application for various requirements)

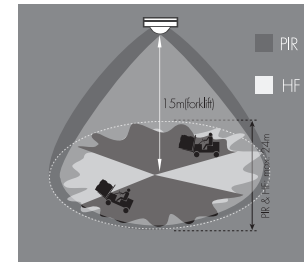
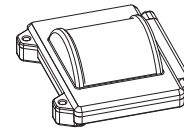
* For single person walking across, the detection range is reduced by 1/3.

L1



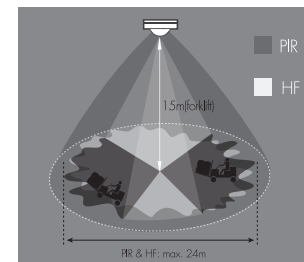
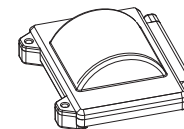
PIR detection: Ø = 24m (max.)
HF detection: Ø = 24m (max.)

L2



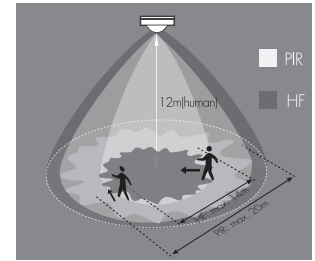
PIR detection: Ø = 24m (max.)
HF detection: Ø = 24m (max.)

L3

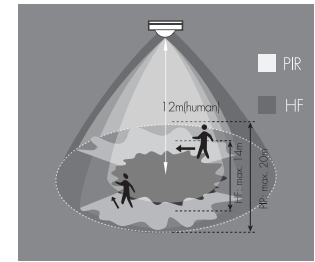


PIR detection: Ø = 24m (max.)
HF detection: Ø = 24m (max.)

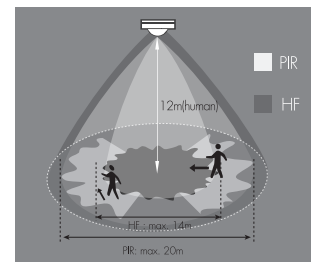
Detection pattern for human



HF detection: Ø = 14m (max.)
PIR detection: Ø = 20m (max.)



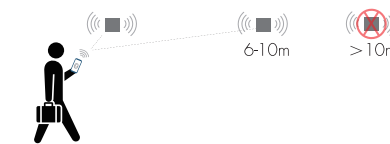
HF detection: Ø = 14m (max.)
PIR detection: Ø = 20m (max.)



HF detection: Ø = 14m (max.)
PIR detection: Ø = 20m (max.)

Placement Guide and Typical Range

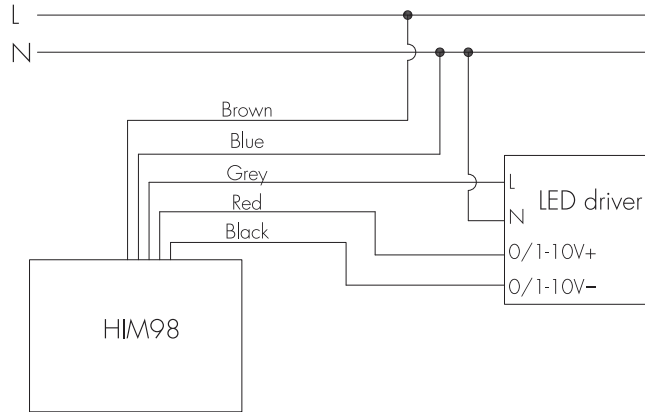
Smart Phone to Device Range



The smart device with the App installed will have a typical range of 10m, but varies from device to device. During commissioning, the installer will need to be in range of the devices when searching for devices to add to the network.

Once the devices have been added to the network via the App, the devices will start communicating within the wireless mesh. This means that once the network is complete, all devices are accessible from the smart device when in a 20m range of a single point.

4. Wiring Diagram



———*This product should be installed by a qualified electrician.*

5. Additional Information / Documents

1. To learn more about detailed product features/functions, please refer to www.hytronik.com/download->knowledge->Introduction of App Scenes and Product Functions
2. Regarding precautions for Bluetooth product installation and operation, please kindly refer to www.hytronik.com/download->knowledge->Bluetooth Products - Precautions for Product Installation and Operation
3. Regarding precautions for microwave sensor installation and operation, please kindly refer to www.hytronik.com/download->knowledge->Microwave Sensors - Precautions for Product Installation and Operation
4. Regarding precautions for PIR sensor installation and operation, please kindly refer to www.hytronik.com/download->knowledge->PIR Sensors - Precautions for Product Installation and Operation
5. Data sheet is subject to change without notice. Please always refer to the most recent release on www.hytronik.com/products/bluetooth technology->Bluetooth Sensors
6. Regarding Hytronik standard guarantee policy, please refer to www.hytronik.com/download->knowledge->Hytronik Standard Guarantee Policy