

NEW!


SCB01/BLE

Key Features

- Dimmable & Switching applications
- Intelligent control with Bluetooth 5.0 SIG mesh module built in
- Detailed Bluetooth system features can be viewed on page 05-11
- Luminaire outlet: GST type 6-pole terminal base
- 10 Low-volt SELV RJ45 sensors ports (can be daisy chained)
- 10 SELV switch inputs
- Support VFC (volt-free contact) & ELT switch
- Support up to 8 luminaire channels (via app)
- Black housing and white housing available to choose from
- Tamper-proof structure design
- Expandable: easy extension to another SCB01/BLE wirelessly!
- Flame-retardant material for safety protection

Your Benefits

- Five types of installation methods meets different project needs
- Reduce labour hours and labour cost significantly
- Simple and intuitive wiring connections
- Improved safety level during wiring operations
- Clear and clean wiring makes it easy for future maintenance
- Can be supplied with pre-wired cables

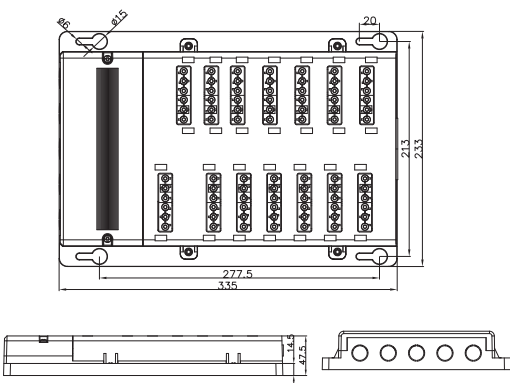
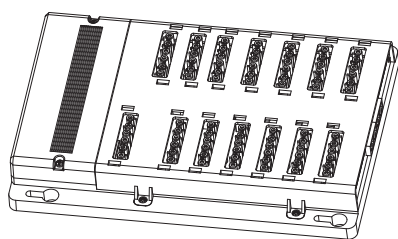


* White color housing by default. Black color housing can be supplied upon request.

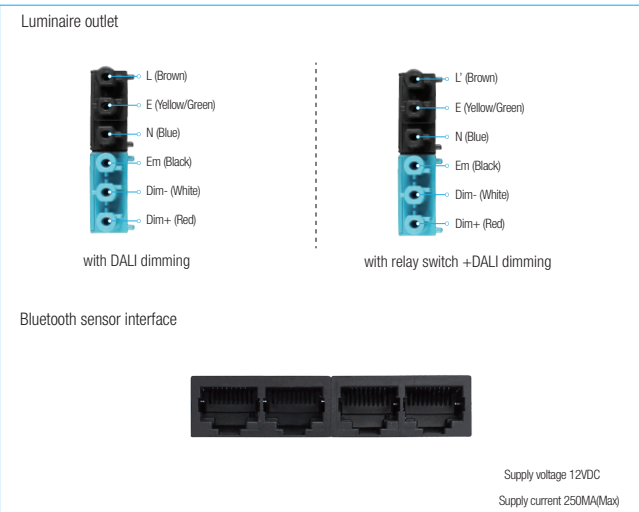
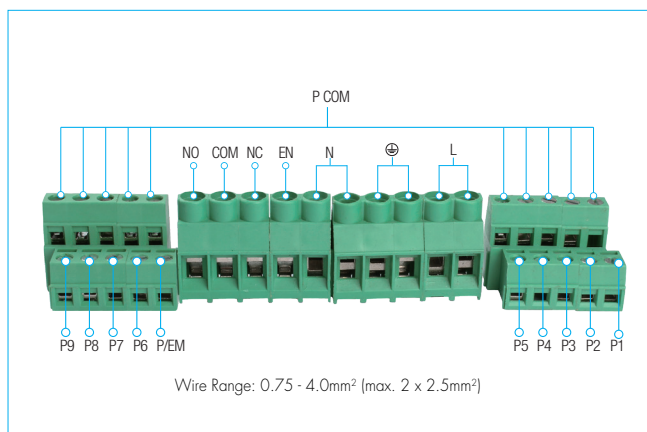
Ordering data

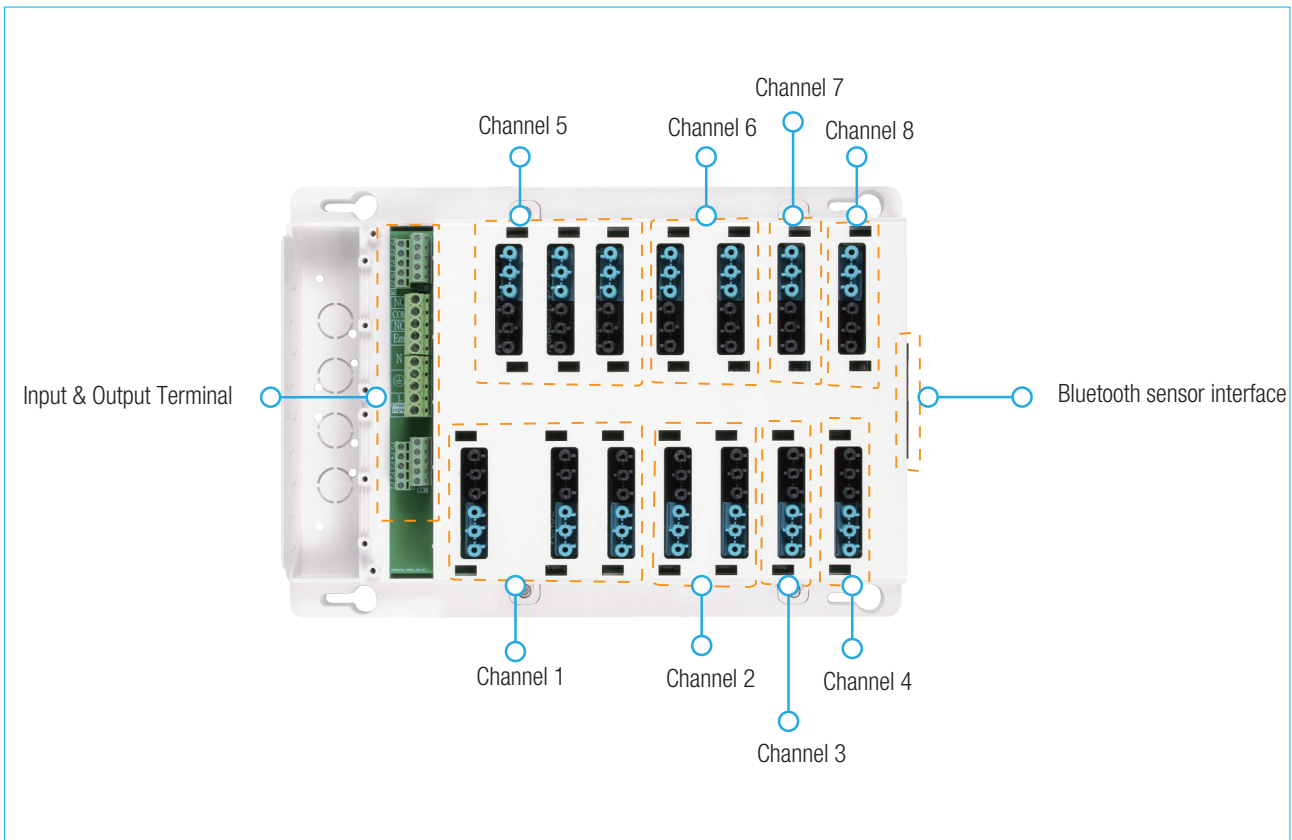
Model name	Description
SCB01/BLE	Designed for low-volt (SELV) applications with SELV sensor connection and SELV PUSH/retractive switch. GST type 6-pole terminal base quick connection box for dimming & switching application, 14 luminaire outlets, 10 SELV RJ45 sensor outlets and 10 SELV switch inputs. Support up to 8 luminaire channels via app, and an extra channel for VFC (volt-free contact) and an extra channel for ELT switch.

Dimensions (mm)



Input & Output Terminal Function





SELV (Low-volt) Direct Current Sensor Options




What's so Helpful about SCB01/BLE Bluetooth "Intelligent" Control ?

1. User enjoys the full set of powerful Bluetooth features (see page 05-11 for details).



2. Traditional way to extend number of luminaire outlets requires hard-wiring from one box to another. Now thanks to the Bluetooth mesh network, SCB01/BLE can be easily extended to another SCB01/BLE wirelessly!

New!



3. SCB01/BLE can be wirelessly controlled by an EnOcean Bluetooth self-powered switch or Hytronik's Bluetooth touch panel HBPO2.



Wireless up to 30m range

EnOcean
Self-powered IoT



Fully support EnOcean self-powered switch module PTM215B (HBES01/W & HBES01/B)



Touch Panel HBPO2

4. Channel Grouping. Simple tick-box channels to group luminaire channels together!