













Product Description

This series is a Bluetooth dimming and color tuning LED driver with 40W to 80W max power output. It has a Switch-Dim interface via a Push switch. By connecting sensor heads like HIRO5, HIRO7, HIR11, HIR12, HIR63, HIR63/R, SAM20, SAM21, SAM22, SAM23 to the driver, it enables motion detection and Bluetooth mesh control. It is ideal for direct projects or new luminaire designs for lighting manufacturers. With Bluetooth wireless mesh networking, it makes communication between luminaires much easier without time-consuming hardwiring, which eventually saves costs for projects. Meanwhile, simple device setup and commissioning can be done via **Koolmesh**® app.















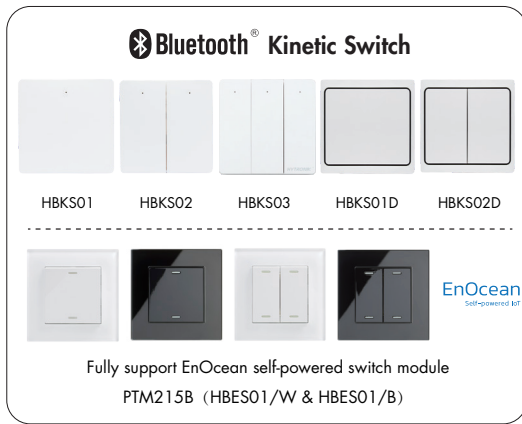
App Features

-  Quick setup mode & advanced setup mode
-  Web app/platform for project deployment & data analysis
-  Koolmesh Pro app on iPad for on-site configuration
-  Floorplan feature to simplify project planning
-  One-key device replacement
-  Device social relations check
-  Staircase function (primary & secondary)
-  Remote control via gateway support HBGW01
-  Heat map
-  Dynamic daylight harvest auto-adaptation
-  Grouping luminaires via mesh network
-  Scenes
-  Dusk/Dawn photocell (Twilight function)
-  Tri-level control
-  Daylight harvest
-  Push switch configuration
-  Detailed motion sensor settings
-  Schedule
-  Astro timer (sunrise and sunset)
-  Power-on status (memory against power loss)
-  Offline commissioning
-  Bulk commissioning (copy and paste settings)
-  Different permission levels via authority management
-  Network sharing via QR code or keycode
-  Interoperability with Hytronik Bluetooth product portfolio

-  Compatible with EnOcean BLE switches
-  Internet-of-Things (IoT) featured
-  Device firmware update over-the-air (OTA)
-  Continuous development in progress...

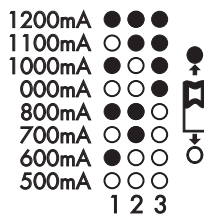
Hardware Features

-  Switch-Dim with two Push inputs
-  Flicker free (1-100%)
-  Tunable white
-  Standby power <0.5W
-  Active PFC design
-  Logarithmic Dimming
-  Linear Dimming
-  Configurable constant current (CC) output via DIP switch
-  Short-circuit Protection
-  Overload Protection
-  Open-circuit Protection
-  5-year warranty

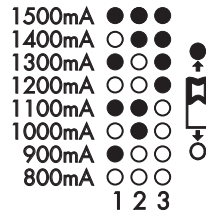


Output Configuration

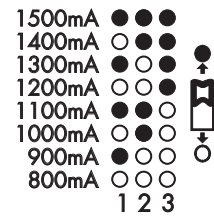
HED8040/BT, 1x40W



HED8060/BT, 1x60W



HED8080/BT, 1x80W





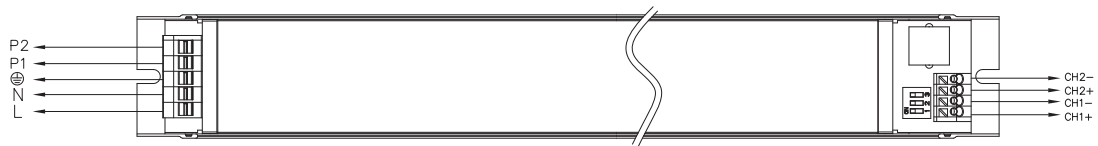
⚠ Warning: Please make sure the correct current is selected before starting the driver!

Technical Specifications

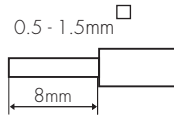
	Model No.	HED8040/BT	HED8060/BT	HED8080/BT
Input	Mains Voltage	220~240VAC 50/60Hz		
	Mains Current	210~190mA	310~280mA	410~370mA
	Power Factor	0.95	0.95	0.95
	Max. Efficiency	88%	88%	88%
Output	Ripple Current	<3%	<3%	<3%
	Uout Max.	60V	60V	100V
	Turn-on Time	<0.5s	<0.5s	<0.5s
	Dimming Interface	Switch-Dim		
Environment	Operation Temp.	-20 ~ +50°C	-20 ~ +50°C	-20 ~ +50°C
	Case Temp. (Max.)	80°C	80°C	85°C
	IP Rating	IP20	IP20	IP20
Safety and EMC	EMC Standard	EN61547 EN55015 EN61000-3-2/-3-3		
	Safety Standard	EN61347-1 EN61347-2-13		
	RED	EN300 328 EN301489-1/-17 EN50663		
	Dielectric strength	Input→output: 3000VAC / 5mA / 1min		
	Abnormal protection	Output short-circuit protection, Open-circuit protection, Overload protection		

Model No.	Max. output power/current/voltage range			
HED8040/BT	8-24W/ 500mA /15-48V 14-40W/ 900mA /15-44V 18-40W/ 1200mA /15-33V	9-29W/ 600mA /15-48V 15-40W/1000mA/15-40V	11-34W/ 700mA /15-48V 17-40W/ 1100mA /15-36V	12-39W/ 800mA /15-48V
HED8060/BT	12-39W/800mA /15-48V 18-58W/ 1200mA /15-48V	14-43W/ 900mA /15-48V 20-60W/1300mA /15-46V	15-48W/ 1000mA /15-48V 21-60W/ 1400mA /15-43V	17-53W/ 1100mA /15-48V 23-60W/ 1500mA /15-40V
HED8080/BT	19.2-56W/800mA /24-70V 26.4-70W/1200mA /24-65V 33.6-78W/1400mA /24-56V	21.6-63W/ 900mA /24-70V 28.8-78W/ 1300mA /24-65V 36-80W/ 1500mA /24-54V		24-70W/ 1000mA /24-70V 31.2-78W/ 1300mA /24-60V

Mechanical Structure & Dimensions



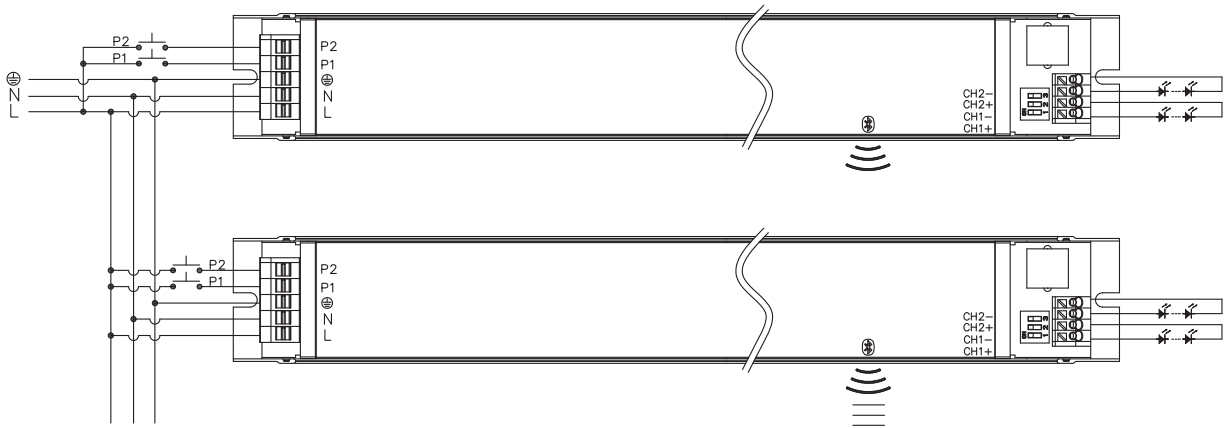
Wire Preparation



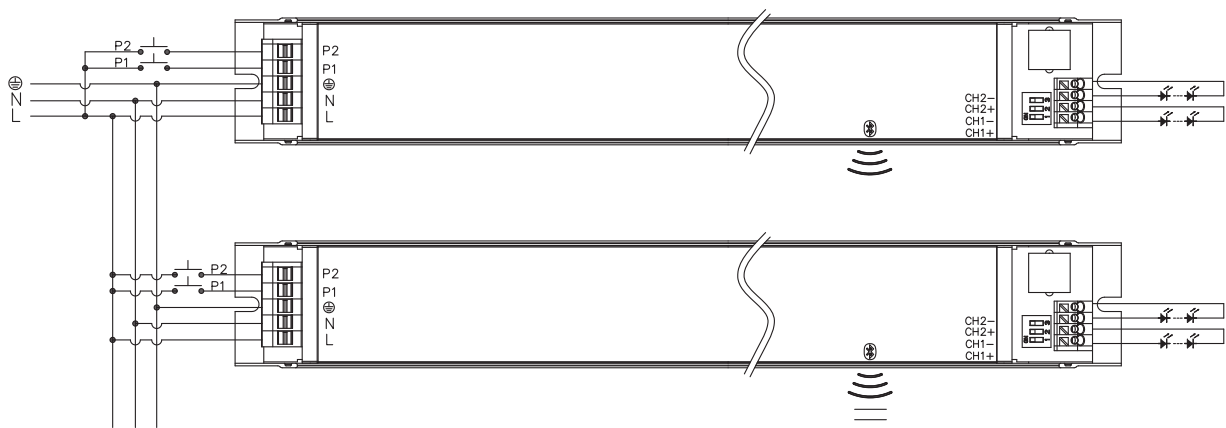
To make or release the wire from the terminal, use a screwdriver to push down the button.

Wiring Diagram

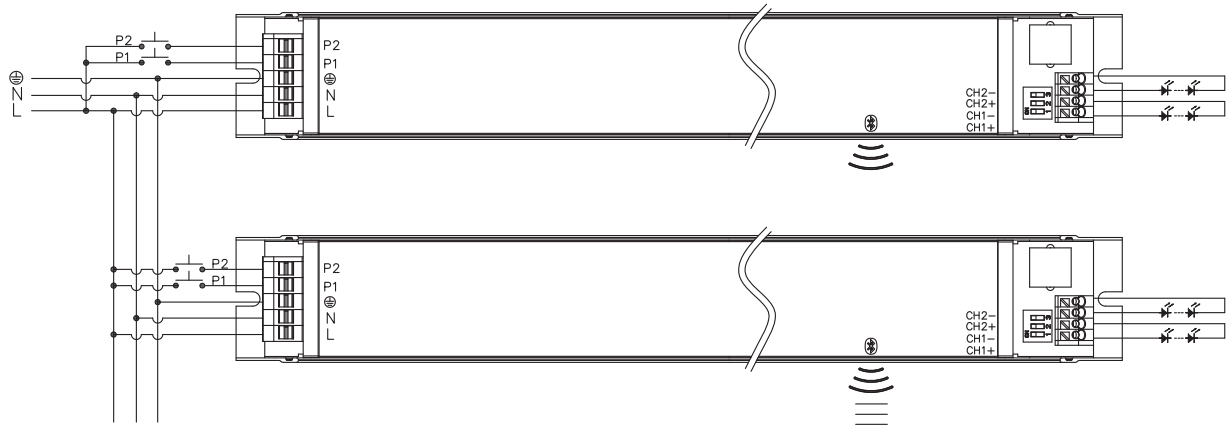
Model: HED8040/BT



Model: HED8060/BT



Model: HED8080/BT



Loading and In-rush Current

Model	HED8040/BT	HED8060/BT	HED8080/BT
In-rush Current (I _{max.})	25.3A	25.3A	25.3A
Pulse Time	56μs	56μs	56μs

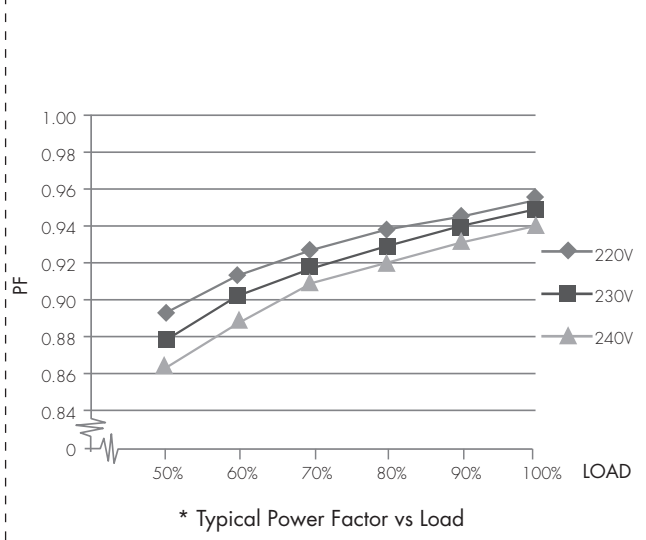
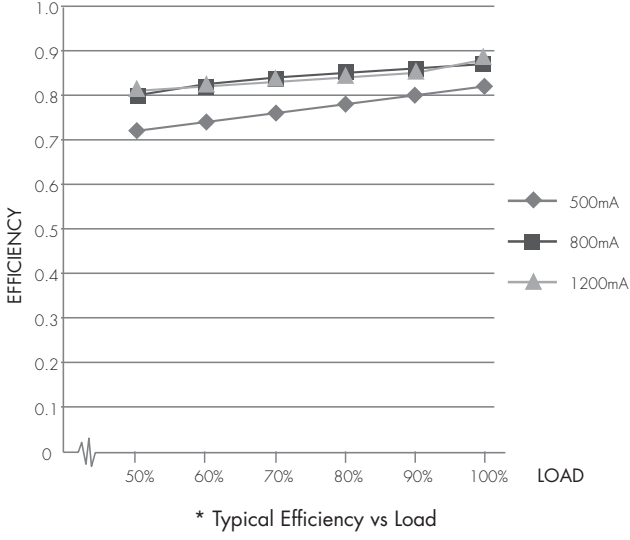
Circuit Breaker Information

Automatic circuit breaker type	B16A	B10A	B13A	B20A	B25A
HED8040/BT	46	29	38	58	73
HED8060/BT	31	19	25	38	48
HED8080/BT	23	15	19	29	36

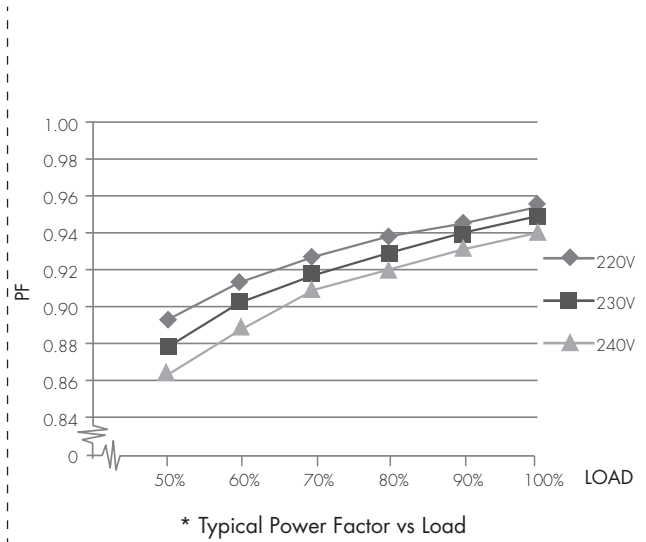
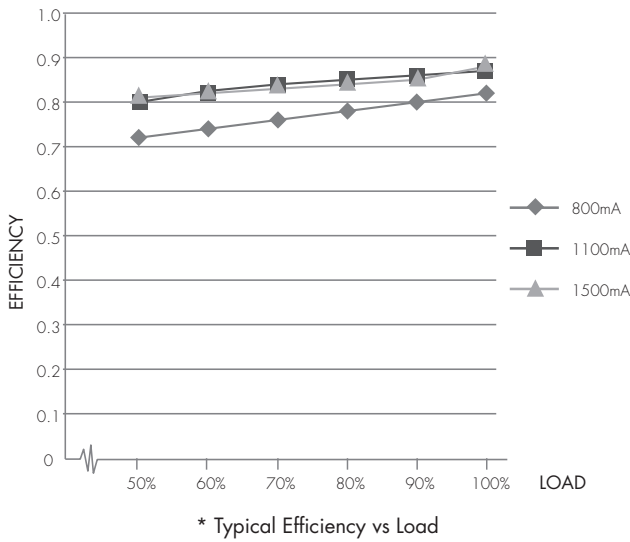
The data above is calculated according to the formula: Maximum Amount = $16 / (P_n / 230)$. In order to provide a more reliable reference in real application, the data have been revised to take 60% of the number calculated, i.e. $16 / (P_n / 230) \times 60\%$. Please kindly take note that the calculation is based on ABB circuit breaker series S200. Actual values may differ due to different types of circuit breaker used and installation environment.

Performance Characteristics

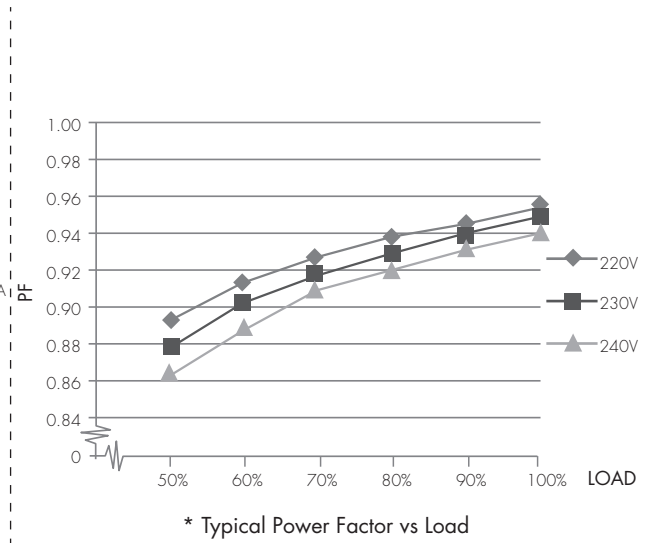
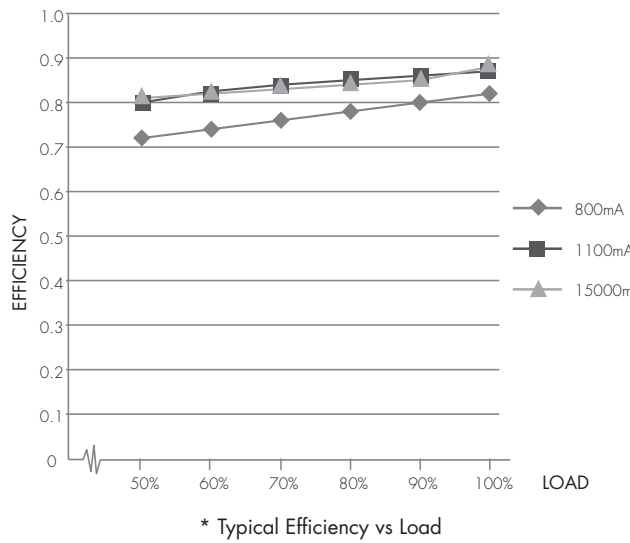
HED8040/BT



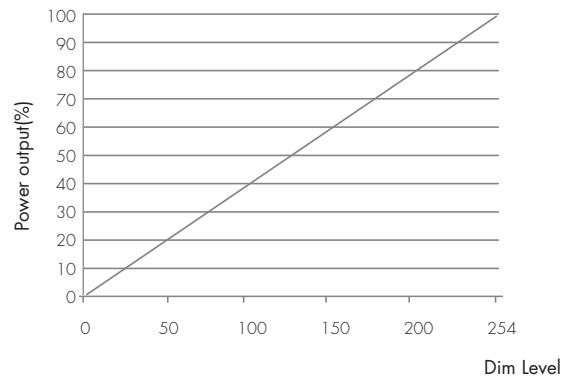
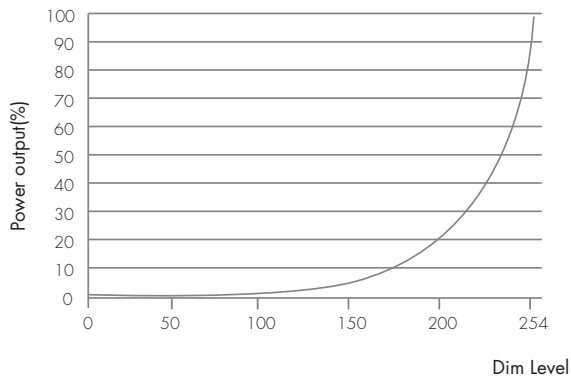
HED8060/BT



HED8080/BT



Dimming Characteristics



Technical Specifications for Sensor Heads

PIR Sensor Properties		
Sensor principle	PIR detection	
Operating voltage	5VDC	
Detection range *	HIRO5 & HIRO5/FM & HIRO7	Max installation height: 3m; Max detection range: 6m (diameter)
	HIR11	Max installation height: 15m (forklift); 12m (single person); Max detection range: 24m (diameter)
	HIR12	Max installation height: 15m (forklift); 12m (single person); Max detection range: 18m*6m (L*W)
	HIR63	Max installation height: 3m; Max detection range: 12m (diameter)
	HIR63/R	Max installation height: 12m (forklift); 8m (single person); Max detection range: 14m (diameter)

HF Sensor Properties		
Sensor principle	High Frequency (microwave)	
Operating voltage	5VDC	
Operation frequency	5.8GHz +/- 75MHz	
Transmission power	<0.2mW	
Detection range *	SAM20 & SAM21 & SAM22	Max installation height: 3m; Max detection range: 12m (diameter)
	SAM23	Max installation height: 15m (forklift); 12m (single person); Max detection range: 20m (diameter)

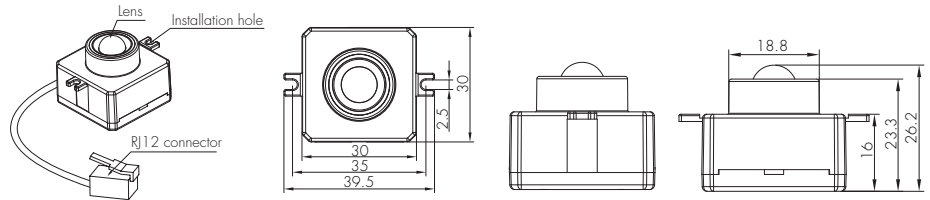
* The detection range is heavily influenced by sensor placement (angle) and different walking paces. It may be reduced under certain conditions.

PIR & microwave sensor heads

The range of PIR and microwave sensor heads below offers powerful number of Plug'n'Play feature options to expand the flexibility of luminaire design. This approach to luminaire design reduces space requirements and component costs whilst simplifying production.

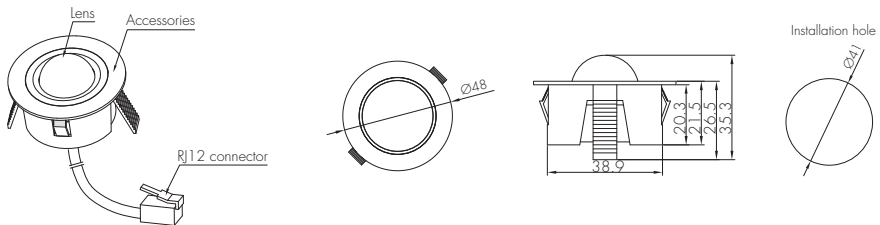
A. HIR05

PIR sensor head
The cable length is around 65cm.



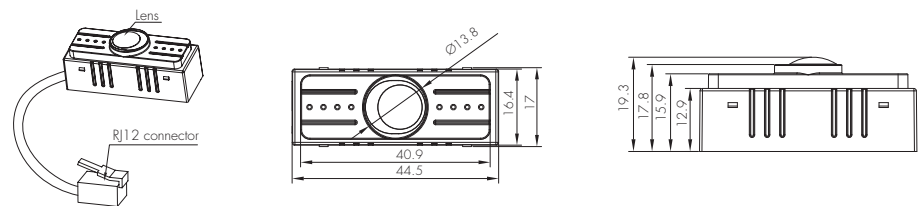
C. HIR05/FM

PIR sensor head
The cable length is around 65cm.



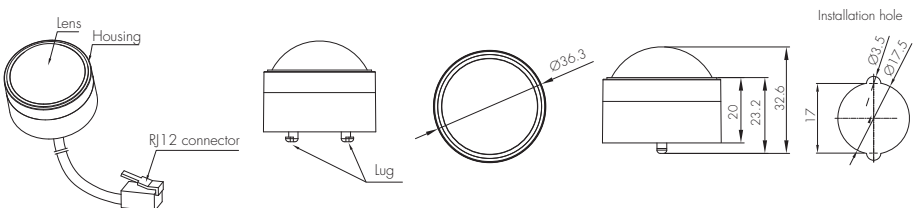
D. HIR07

PIR sensor head
Photocell Advance™
The cable length is around 30cm.



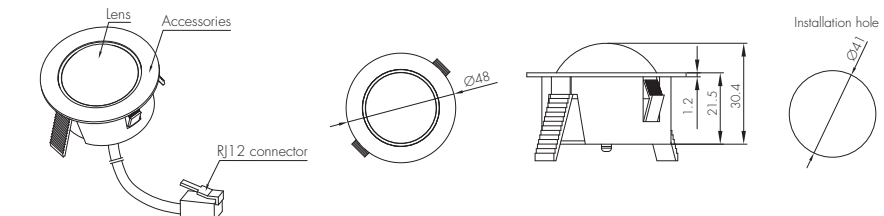
E. HIR11/S

PIR sensor head
Surface mounting
For highbay application
IP65 (facia / lens part)
The cable length is around 65cm.



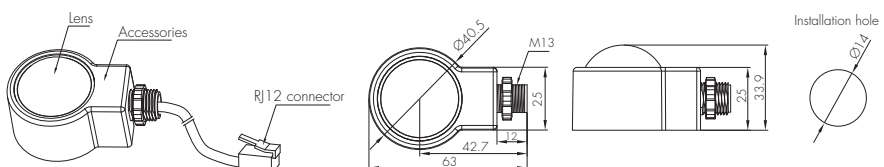
F. HIR11/F

PIR sensor head
Flush mounting
For highbay application
IP65 (facia / lens part)
The cable length is around 65cm.



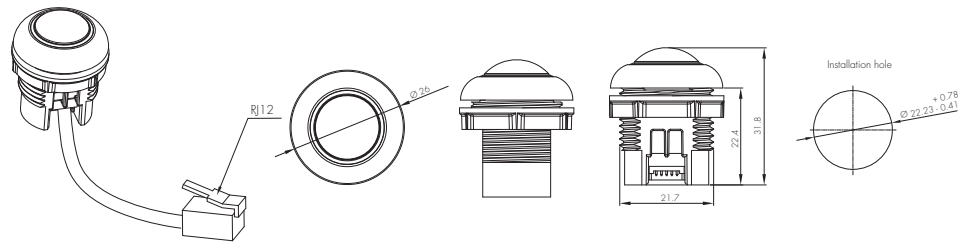
G. HIR11/C

PIR sensor head
Screw to the luminaire by conduit
For highbay application
IP65 (facia / lens part)
The cable length is around 65cm.



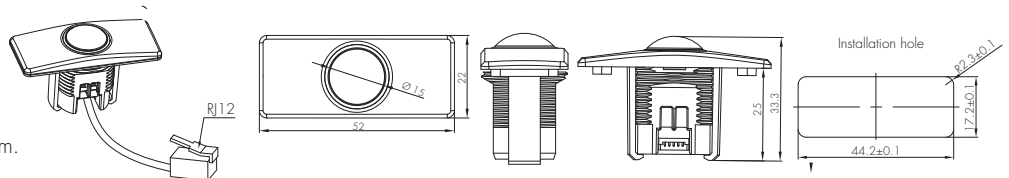
I. HIR63

PIR sensor head
The cable length is around 30cm.



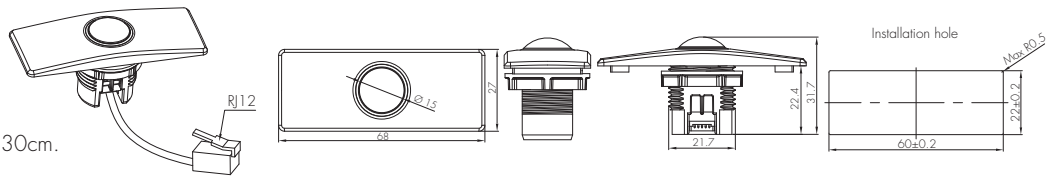
J. HIR63 with HA04

PIR sensor head
Optional accessory
The cable length is around 30cm.



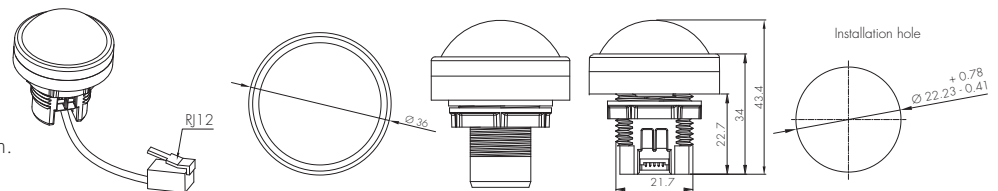
K. HIR63 with HA05

PIR sensor head
Optional accessory
The cable length is around 30cm.



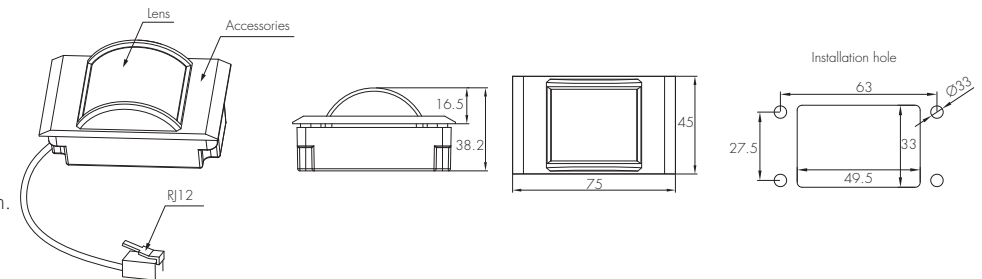
L. HIR63/R

PIR sensor head
IP65 (facia / lens part)
The cable length is around 30cm.



L. HIR12

PIR sensor head
For highbay application
IP65 (facia / lens part)
The cable length is around 65cm.

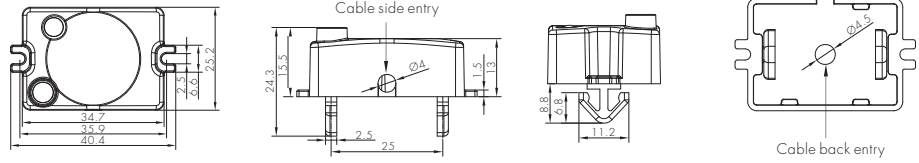


Installation for HIR12

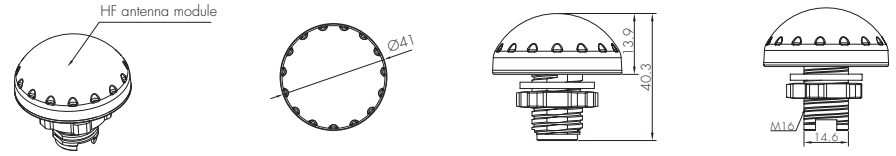


We suggest that the metal plate thickness to be 0.8mm – 1.6mm to ensure perfect focal length for the PIR lens.

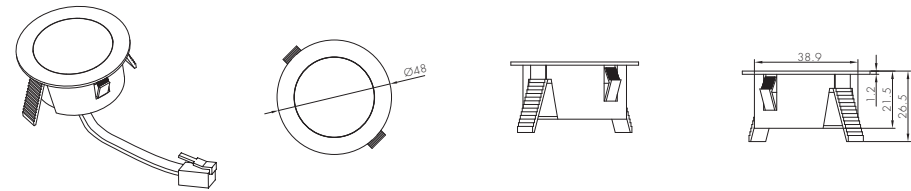
N. SAM20
 HF sensor head
 Photocell Advance™
 The cable length is around 30cm.



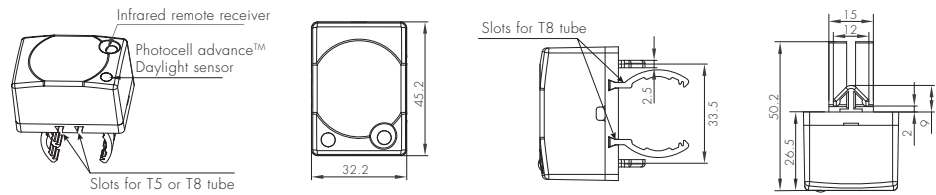
M. SAM21
 HF sensor head
 IP65
 The cable length is around 65cm.



O. SAM22
 HF sensor head
 Flush mount
 The cable length is around 65cm.

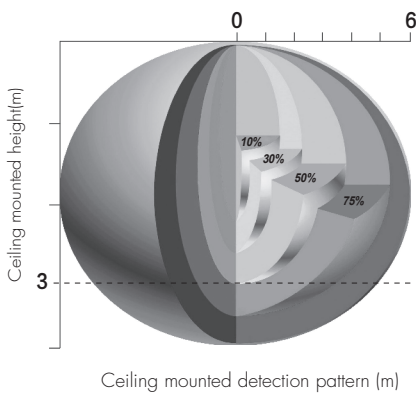


P. SAM23
 HF sensor head
 Photocell advance™
 Daylight sensor
 For highbay application
 The cable length is around 30cm.

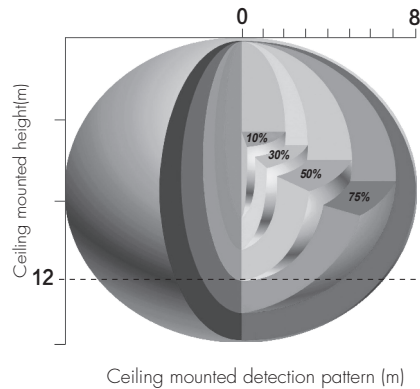


Detection Pattern

SAM20 / SAM21 / SAM22



SAM23



HIR11 (High-bay)



HIR11: High-bay lens detection pattern for forklift @ Ta = 20°C
(Recommended installation height 10m-15m)

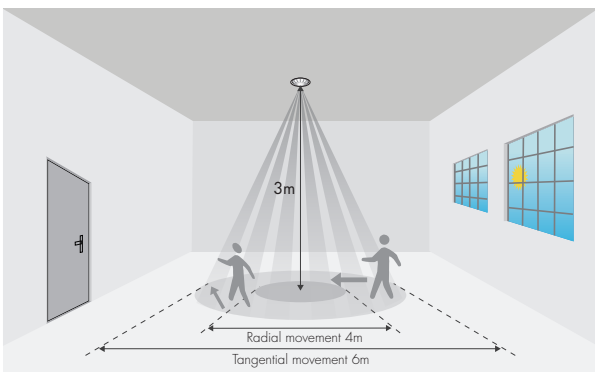
A: Tangential movement	B: Radial movement	Mount height	Tangential (A)	Radial (B)
		10m	max 380m ² (Ø = 22m)	max 201m ² (Ø = 16m)
		11m	max 452m ² (Ø = 24m)	max 201m ² (Ø = 16m)
		12m	max 452m ² (Ø = 24m)	max 201m ² (Ø = 16m)
		13m	max 452m ² (Ø = 24m)	max 177m ² (Ø = 15m)
		14m	max 452m ² (Ø = 24m)	max 133m ² (Ø = 13m)
		15m	max 452m ² (Ø = 24m)	max 113m ² (Ø = 12m)



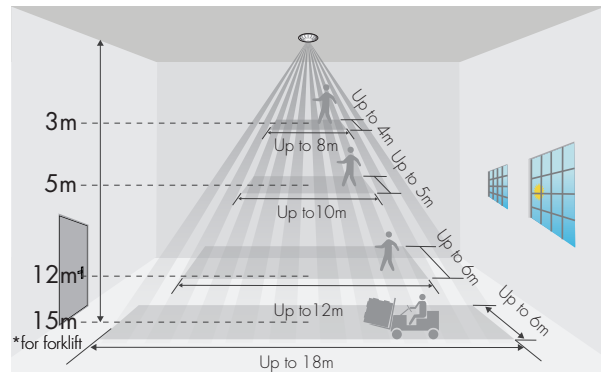
HIR11: High-bay lens detection pattern for single person @ Ta = 20°C
(Recommended installation height 2.5m-12m)

A: Tangential movement	B: Radial movement	Mount height	Tangential (A)	Radial (B)
		2.5m	max 50m ² (Ø = 8m)	max 7m ² (Ø = 3m)
		6m	max 104m ² (Ø = 11.5m)	max 7m ² (Ø = 3m)
		8m	max 154m ² (Ø = 14m)	max 7m ² (Ø = 3m)
		10m	max 227m ² (Ø = 17m)	max 7m ² (Ø = 3m)
		11m	max 269m ² (Ø = 18.5m)	max 7m ² (Ø = 3m)
		12m	max 314m ² (Ø = 20m)	max 7m ² (Ø = 3m)

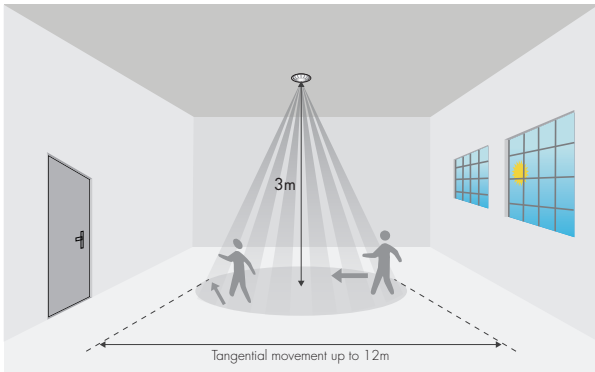
HIRO5 & HIRO5/FM & HIRO7



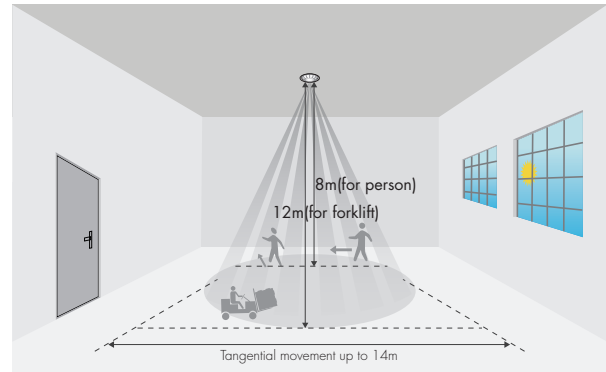
HIR12



HIR63



HIR63/R



*The detection patterns are based upon 5km/h movement speed.

Dimming Interface Operation Notes

Switch-Dim

The provided Switch-Dim interface allows for a simple dimming method using commercially available non-latching (momentary) wall switches. Up to 64 LED drivers may be connected to one switch. Detailed Push switch configurations can be set on Koolmesh app.

Switch Function	Action	Descriptions
Push switch	Short press (< 1 second) * Short press has to be longer than 0.1s, or it will be invalid.	- Turn on/off - Recall a scene - Turn on only - Exit manual mode - Turn off only - Do nothing
	Double push	- Turn on only - Exit manual mode - Turn off only - Do nothing - Recall a scene
	Long press (≥ 1 second)	- Dimming - Colour tuning - Do nothing
Simulate sensor	/	- Upgrade a normal on/off motion sensor to a Bluetooth controlled motion sensor

Additional Information / Documents

1. Regarding precautions for LED driver installation and operation, please kindly refer to [www.hytronik.com/download->knowledge->LED Drivers - Precautions for Product Installation and Operation](http://www.hytronik.com/download->knowledge->LED%20Drivers-Precautions%20for%20Product%20Installation%20and%20Operation)
2. To learn more about detailed product features/functions, please refer to [www.hytronik.com/download->knowledge->Introduction of App Scenes and Product Functions](http://www.hytronik.com/download->knowledge->Introduction%20of%20App%20Scenes%20and%20Product%20Functions)
3. Regarding precautions for Bluetooth product installation and operation, please kindly refer to [www.hytronik.com/download->knowledge->Bluetooth Products - Precautions for Product Installation and Operation](http://www.hytronik.com/download->knowledge->Bluetooth%20Products-Precautions%20for%20Product%20Installation%20and%20Operation)
4. Data sheet is subject to change without notice. Please always refer to the most recent release on [www.hytronik.com/products/bluetooth technology->Bluetooth Drivers](http://www.hytronik.com/products/bluetooth%20technology->Bluetooth%20Drivers)
5. Regarding Hytronik standard guarantee policy, please refer to [www.hytronik.com/download->knowledge->Hytronik Standard Guarantee Policy](http://www.hytronik.com/download->knowledge->Hytronik%20Standard%20Guarantee%20Policy)