

On/off Control HF Sensor

HC005S/L
Super-compact Version

HYTRONIK®

Applications

Occupancy detector with on/off control suitable for indoor use.




Suitable for building into the fixture:

- Office / Commercial Lighting
- Meeting rooms
- Classroom

Use for new luminaire designs and installations



Features

-  Zero crossing detection circuit reduces in-rush current and prolongs relay life
-  Loop-in and loop-out terminal for efficient installation
-  5 Year, 50,000hr Warranty

Technical Data

Input Characteristics

Model No.	HC005S/L
Mains voltage	220~240VAC 50/60Hz
Stand-by power	<0.5W
Load ratings:	
Capacitive	400W
Resistive	800W
Warming-up	20s

Safety and EMC

EMC standard (EMC)	EN55015, EN61000
Safety standard (LVD)	EN60669, AS/NZS 60669
Radio Equipment (RED)	EN300440, EN301489, EN301489, EN62479
Certification	Semko, CB, CE, EMC, RED, RCM

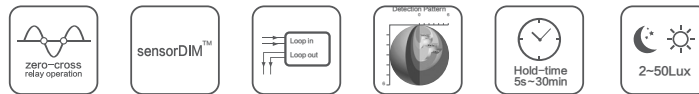
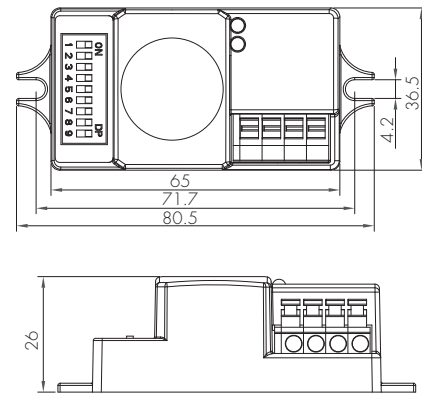
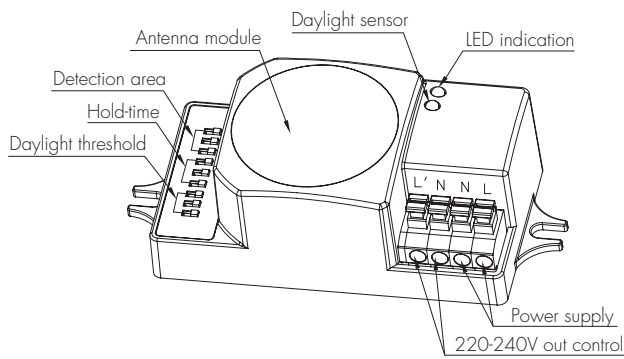
Sensor Data

Model No.	HC005S/L
Sensor principle	High Frequency (microwave)
Operation frequency	5.8GHz +/- 75MHz
Transmission power	<0.2mW
Detection range	Max. (Øx H) 12m x 6m
Detection angle	30° ~ 150°
Setting adjustments:	
Sensitivity	10% / 30% / 50% / 75% / 100%
Hold-time	5s ~ 30min (selectable)
Daylight threshold	2 ~ 50 lux, disabled

Environment

Operation temperature	Ta: -35°C ~ +70°C
Case temperature (Max.)	Tc: +80°C
IP rating	IP20

CE  RED   CB IP20




Functions and Features


1 On/off Control

This sensor is a motion switch, which turns on the light upon detection of motion, and turns off after a pre-selected hold-time when there is no movement.

Furthermore, the daylight sensor only responds to the infrared light from lighting fixture and natural light outside. Which means: the light will be automatically turned off when the ambient infrared light exceeds the programmed lux level (infrared light) for more than 5mins, regardless of whether motion is detected or not.



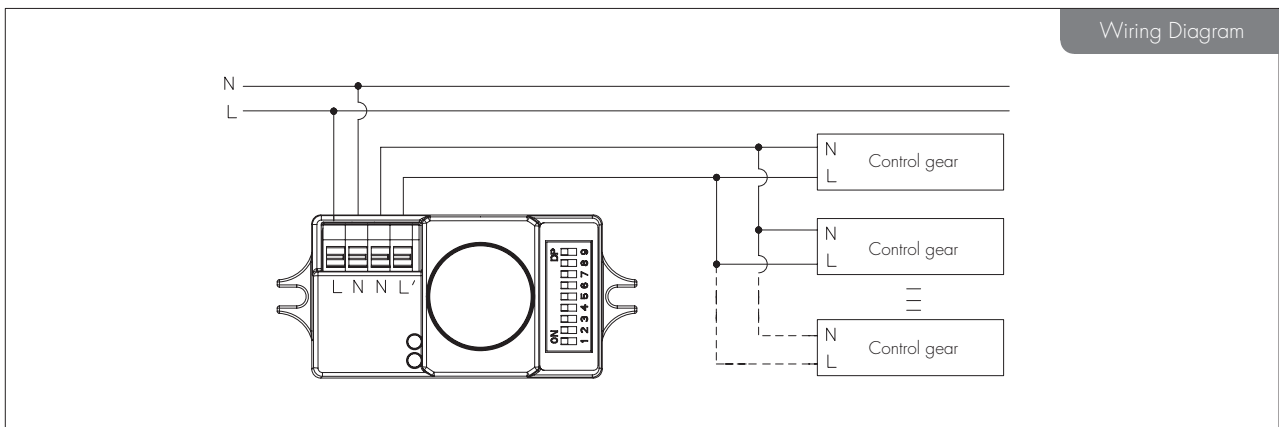
With sufficient infrared light, the light does not switch on when presence is detected.



With insufficient infrared light, the sensor switches on the light automatically when presence is detected.

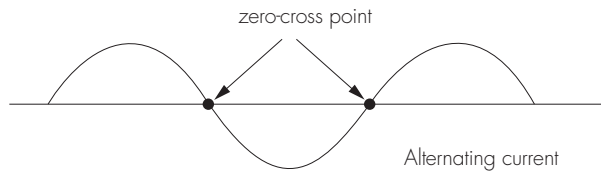


The sensor switches off the light automatically after the hold-time when there is no motion detected.



2 Zero-cross Relay Operation

Designed in the software, sensor switches on/off the load right at the zero-cross point, to ensure that the in-rush current is minimised, enabling the maximum lifetime of the relay.

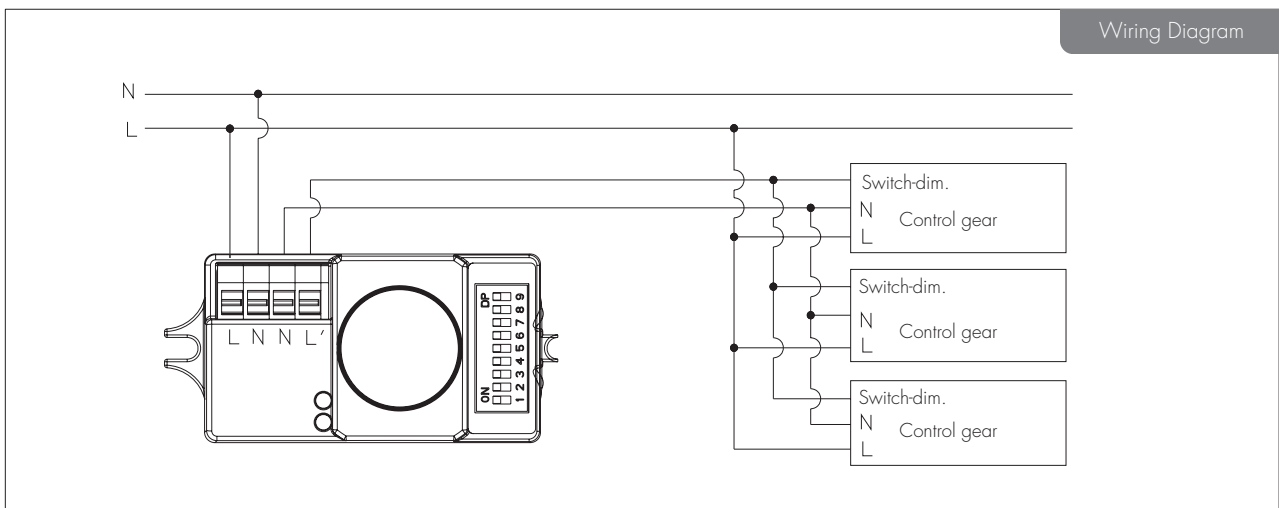


3 Loop-in and Loop-out Terminal

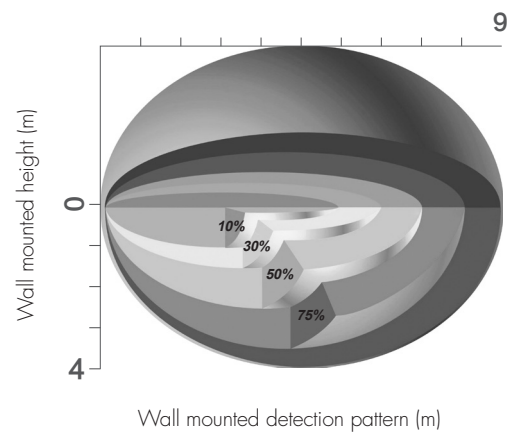
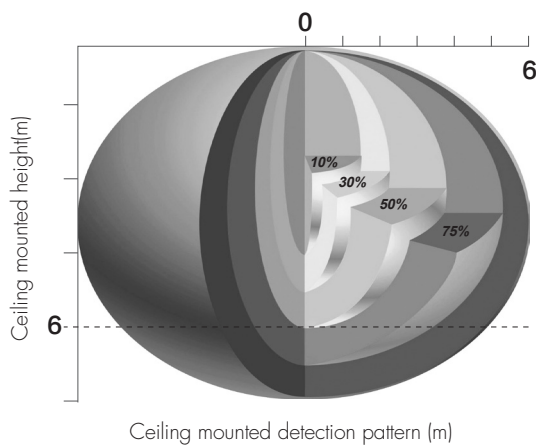
Double LN terminal makes it easy for wire loop-in and loop-out, and saves the cost of terminal block and assembly time.

4 SensorDIM™ Function

Working with Switch-dim. control gear (Excel ballast/driver, corridor function), this sensor can also achieve tri-level control.



Detection Pattern



DIP Switch Settings

1 Detection Range

Sensor sensitivity can be adjusted by selecting the combination on the DIP switches to fit precisely for each specific application.

	1	2	3	
I	●	●	●	100%
II	○	●	●	75%
III	○	●	○	50%
IV	○	○	●	30%
V	○	○	○	10%

I – 100%
 II – 75%
 III – 50%
 IV – 30%
 V – 10%

2 Hold Time

Select the DIP switch configuration for the light on-time after presence detection. This function is disabled when natural light is sufficient.

	4	5	6	
I	●	●	●	5s
II	●	○	●	30s
III	●	○	○	1min
IV	○	●	●	5min
V	○	●	○	10min
VI	○	○	●	20min
VII	○	○	○	30min

I – 5s
 II – 30s
 III – 1min
 IV – 5min
 V – 10min
 VI – 20min
 VII – 30min

3 Daylight Threshold

Set the level according to the fixture and environment. The light will not turn on if ambient infrared lux level exceeds the daylight threshold preset.

Please note that the ambient infrared lux level refers to internal light reaching the sensor.

Disabling the daylight sensor will put the sensor into occupancy detection only mode.

	7	8	9	
I	●	●	●	Disable
II	○	●	●	50Lux
III	○	●	○	20Lux
IV	○	○	●	5Lux
V	○	○	○	2ux

I – Disable
 II – 50 Lux
 III – 20 Lux
 IV – 5 Lux
 V – 2 Lux