
























## Product Description














HED6045/BT is a Bluetooth dimmable LED driver, with maximum power output of 45W. It comes with Switch-Dim interface by using Push switch (retractive switch) and of course Bluetooth dimming interface. It is ideal for direct projects or new luminaires design for lighting manufacturers. With Bluetooth wireless mesh networking, it makes communication between luminaires much easier without time-consuming hardwiring, which eventually saves costs for projects. Meanwhile, simple device setup and commissioning can be done via **Koolmesh™** app.



## App Features






-  Quick setup mode & advanced setup mode
-  Floorplan feature to simplify project planning
-  Web app/platform for dedicated project management
-  Koolmesh Pro iPad version for on-site configuration
-  Grouping luminaires via mesh network
-  Scenes
-  Detailed motion sensor settings
-  Push switch configuration
-  Schedule to run scenes based on time and date
-  Astro timer (sunrise and sunset)
-  Staircase function (primary & secondary)
-  Internet-of-Things (IoT) featured
-  Device firmware update over-the-air (OTA)
-  Device social relations check
-  Bulk commissioning (copy and paste settings)
-  Power-on status (memory against power loss)
-  Offline commissioning
-  Different permission levels via authority management
-  Network sharing via QR code or keycode
-  Remote control via gateway support HBGW01
-  Interoperability with Hytronik Bluetooth product portfolio
-  Compatible with EnOcean switch HBES01/W & HBES01/B
-  Continuous development in progress...

## Hardware Features

-  Switch-Dim
-  Flicker free (1-100%)
-  Bluetooth dimmable control
-  Insulated terminal cover with cord restraint
-  Active PFC design
-  Logarithmic Dimming
-  Linear Dimming
-  Configurable constant current (CC) output via DIP switch
-  Loop-in and loop-out terminals for efficient installation
-  Open-circuit Protection
-  Short-circuit Protection
-  Overload Protection
-  5-year warranty, designed for long lifetime up to 50,000 hours



\* Certain scenes which require external photocell can be achieved by using together with Hytronik Bluetooth sensors, such as HBIR29, HCD038/BT + sensor head etc.

**Bluetooth 5.0 SIG mesh**

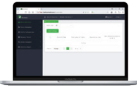


for iOS      for Android

Smartphone app for both iOS & Android platform

for iPad

Koolmesh Pro app for iPad

for Web

Web app/platform: [www.iot.koolmesh.com](http://www.iot.koolmesh.com)



Fully support EnOcean self-powered switch module PTM215B (HBES01/W & HBES01/B)

## Output Configuration

1050mA	●●●●●
1000mA	●●●●○
950mA	●●●●○
900mA	●●●○●
800mA	●●●○●
700mA	●●○●●
600mA	●●○●●
500mA	●●○●●
350mA	○●○●●
	1 2 3 4 5

**Warning:** Please make sure the correct current is selected before starting the driver!

## Technical Specifications

Bluetooth Transceiver	
Operation frequency	2.4 GHz - 2.483 GHz
Transmission power	4 dBm
Range (Typical indoor)	10~30m
Protocol	<b>Bluetooth® 5.0 SIG Mesh</b>

Input	
Mains Voltage	220~240VAC 50/60Hz
Mains Current	0.24~0.22A
Power Factor	0.95
Max. Efficiency	88%
Psb/Pno	<0.5W

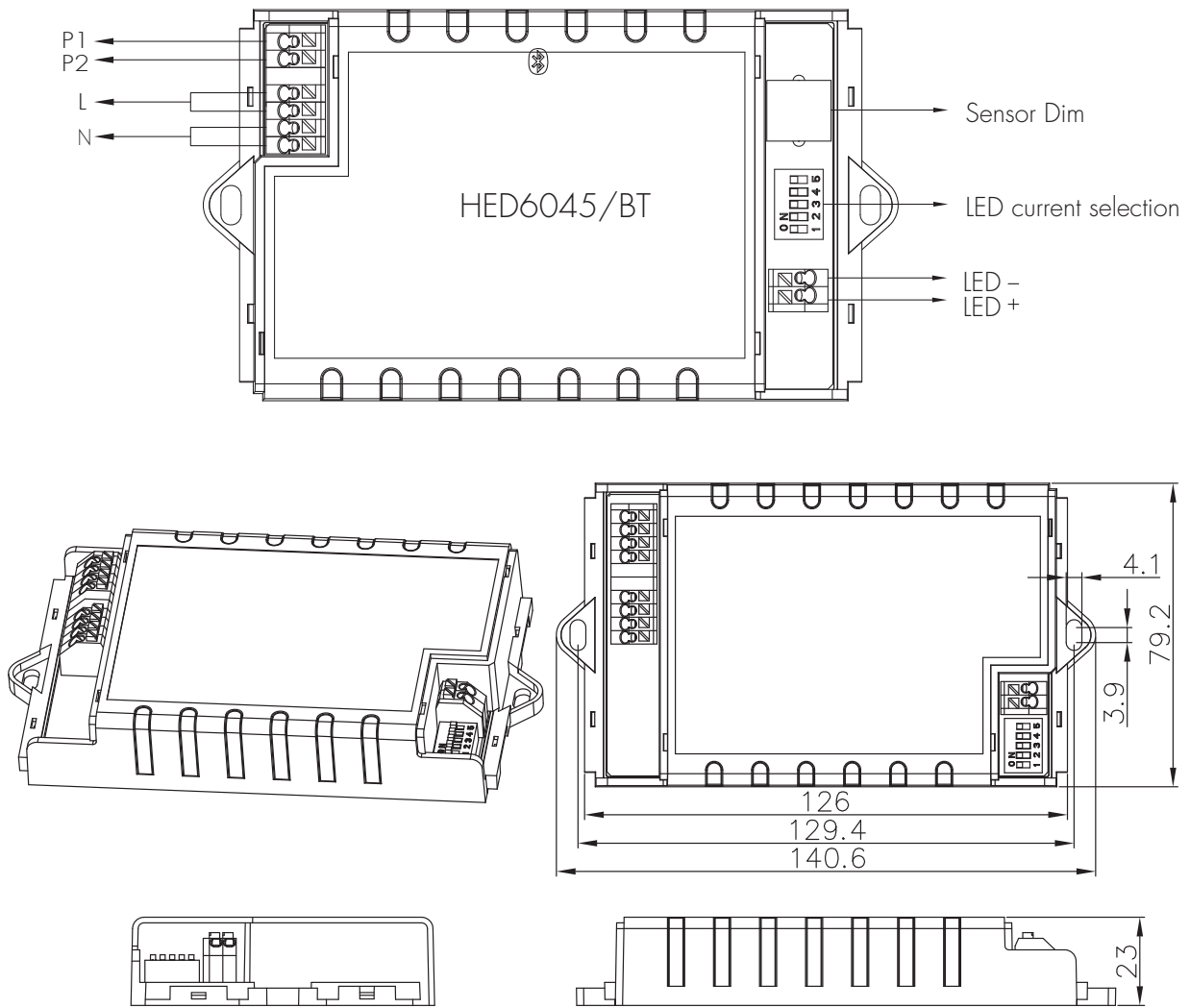
Output	
Output Current	350mA~1050mA
Output Voltage	10 - 54V
Uout Max.	75VDC
Turn-on Time	<0.5s
Dimming Interface	Switch-Dim

Environment	
Operation Temp.	-20 ~ +50°C
Case Temp. (Max.)	80°C
IP Rating	IP20

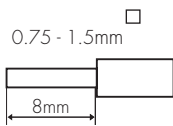
Safety and EMC	
EMC Standard	EN55015, EN61547, EN61000-3-2/-3-3
Safety Standard	EN62493, EN61347-1, EN61347-2-13
Dielectric strength	Input→output: 3000VAC / 5mA / 1min
Abnormal protection	Output short-circuit protection Overload Protection Open-circuit Protection

Max. output power/current/voltage range	
HED6045/BT	3.5-19W/ 350mA / 10-54VDC
	5-27W/ 500mA / 10-54VDC
	6-32W/ 600mA / 10-54VDC
	7-38W/ 700mA / 10-54VDC
	8-42W/ 800mA / 10-52VDC
	9-45W/ 900mA / 10-50VDC
	9.5-45W/ 950mA / 10-47VDC
	10-45W/ 1000mA / 10-45VDC
	10.5-44W/ 1050mA / 10-42VDC

## Mechanical Structure & Dimensions



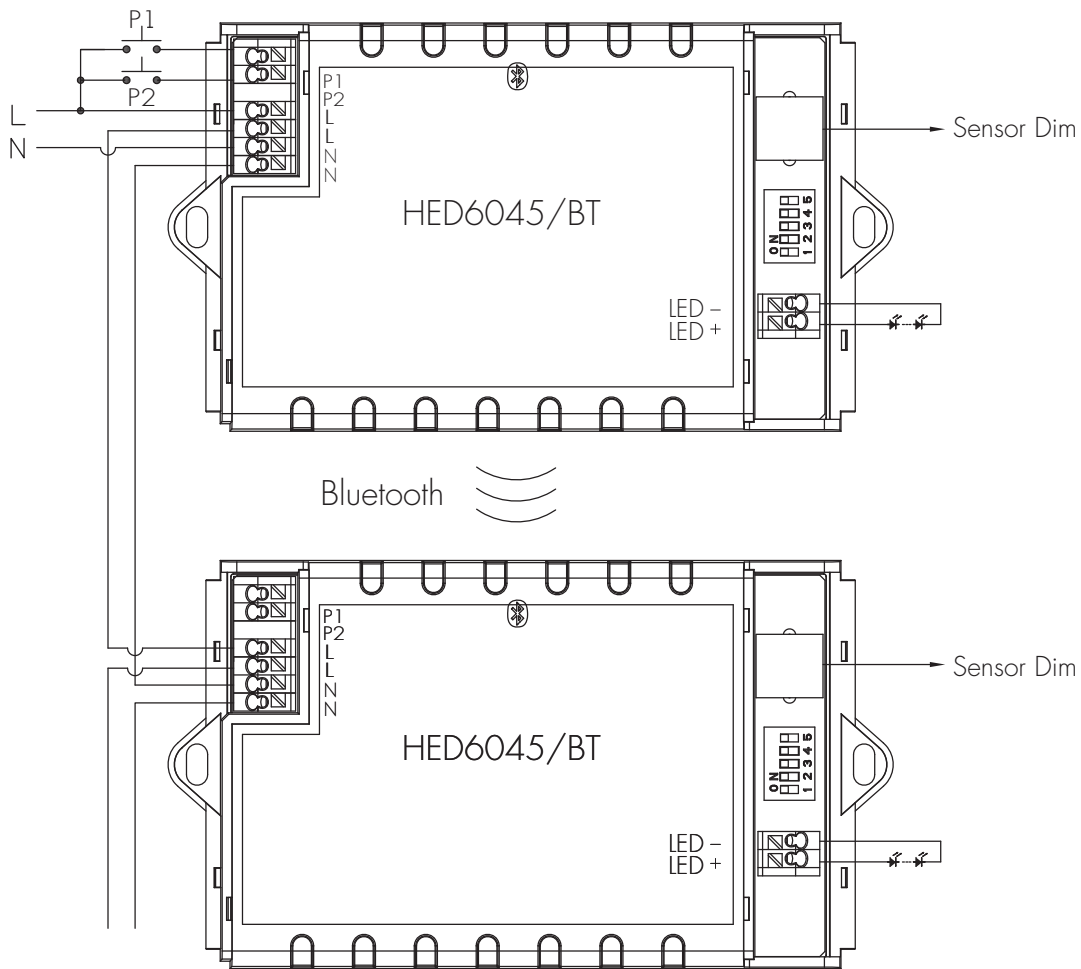
## Wire Preparation



To make or release the wire from the terminal, use a screwdriver to push down the button.

*Note: There is no need for any hardwiring on "push" terminal between one driver to another. The installer only needs to connect the push switches to the nearest driver to save labor and cost. The push switches can be assigned to control any Bluetooth driver through the app commissioning.*

## Wiring Diagram



## Loading and In-rush Current

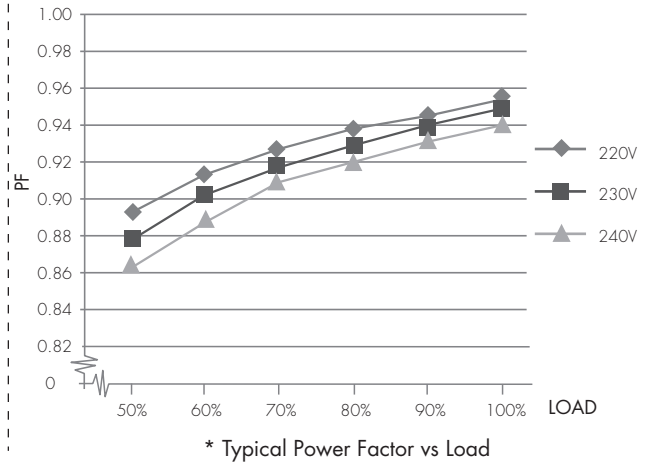
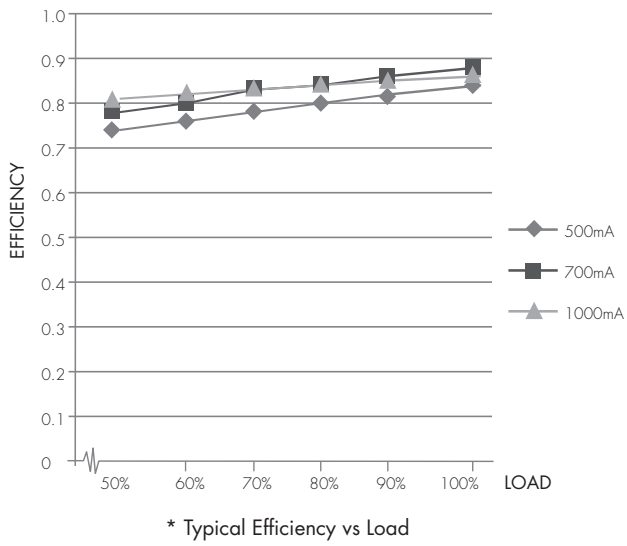
Model	HED6045/BT
In-rush Current (I <sub>max.</sub> )	17.8A
Pulse Time	72 μs

## Circuit Breaker Information

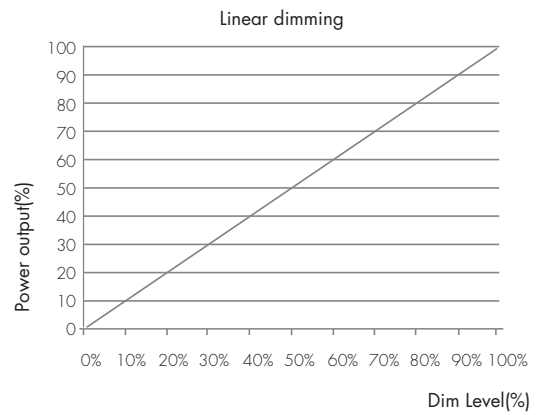
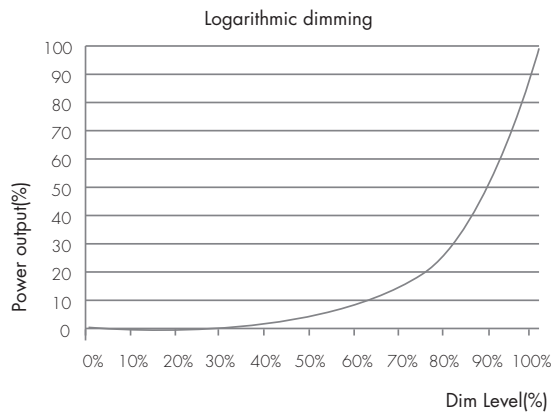
Automatic circuit breaker type	B16A	B10A	B13A	B20A	B25A
HED6045/BT	43	27	35	54	67

The data above is calculated according to the formula: Maximum Amount =  $16 / (P_n / 230)$ . In order to provide a more reliable reference in real application, the data have been revised to take 60% of the number calculated, i.e.  $16 / (P_n / 230) \times 60\%$ . Please kindly take note that the calculation is based on ABB circuit breaker series S200. Actual values may differ due to different types of circuit breaker used and installation environment.

## Performance Characteristics



## Dimming Characteristics



## Dimming Interface Operation Notes

### Switch-Dim

The provided Switch-Dim interface allows for a simple dimming method using commercially available non-latching (momentary) wall switches. Up to 64 LED drivers maybe connected to one switch. Detailed Push switch configurations can be set on Koolmesh app.

Switch Function	Action	Descriptions
Push switch	Short press (<1 second) * Short press has to be longer than 0.1s, or it will be invalid.	- Turn on/off - Recall a scene - Turn on only - Quit manual mode - Turn off only - Do nothing
	Double push	- Turn on only - Quit manual mode - Turn off only - Do nothing - Recall a scene
	Long press (≥1 second)	- Dimming - Colour tuning - Do nothing
Sensorlink	/	- Upgrade a normal on/off motion sensor to a Bluetooth controlled motion sensor
Emergency Self-Test Function	Short press (<1 second) * Short press has to be longer than 0.1s, or it will be invalid.	- Start Self test (Monthly) - Start Self test (Annually) - Stop Self test - Invalid
	Long press (≥1 second)	- Start Self test (Monthly) - Start Self test (Annually) - Stop Self test - Invalid
Fire Alarm (VFC signal only)	Refer to <b>Koolmesh™</b> App User Manual V2.1	- Able to connect the Fire Alarm system - Once the fire alarm system is triggered, all the luminaries controlled by the Push Switch will enter the preset scene (normally it's full on), after the fire alarm system gives the ending signal, all the luminaries controlled by this Push Switch will revert back to normal status.

## Additional Information / Documents

1. Regarding precautions for LED driver installation and operation, please kindly refer to [www.hytronik.com/download ->knowledge ->LED Drivers - Precautions for Product Installation and Operation](http://www.hytronik.com/download->knowledge->LED%20Drivers%20-%20Precautions%20for%20Product%20Installation%20and%20Operation)
2. To learn more about detailed product features/functions, please refer to [www.hytronik.com/download->knowledge ->Introduction of App Scenes and Product Functions](http://www.hytronik.com/download->knowledge->Introduction%20of%20App%20Scenes%20and%20Product%20Functions)
3. Regarding precautions for Bluetooth product installation and operation, please kindly refer to [www.hytronik.com/download ->knowledge ->Bluetooth Products - Precautions for Product Installation and Operation](http://www.hytronik.com/download->knowledge->Bluetooth%20Products%20-%20Precautions%20for%20Product%20Installation%20and%20Operation)
4. Data sheet is subject to change without notice. Please always refer to the most recent release on [www.hytronik.com/products/bluetooth technology ->Bluetooth Drivers](http://www.hytronik.com/products/bluetooth%20technology->Bluetooth%20Drivers)
5. Regarding Hytronik standard guarantee policy, please refer to [www.hytronik.com/download ->knowledge ->Hytronik Standard Guarantee Policy](http://www.hytronik.com/download->knowledge->Hytronik%20Standard%20Guarantee%20Policy)